GRIESSER

Order block

Conventional swinging shutters - Masonry installation

End stop diagram

always viewed from the inside
Deduction dimensions B (width) and H (height) in mm

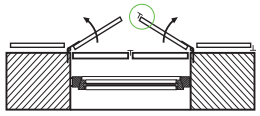
Diagram 2: B -14; H -12

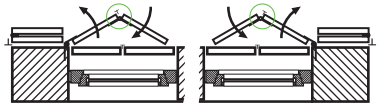
Diagrams 2L and 2R: B -14; H -12

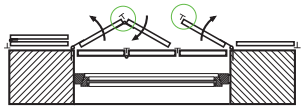
Diagram 3L: B -21; H -12

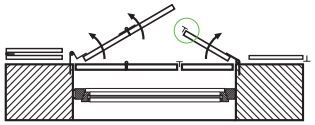
Diagram 3LA: B -15; H -12

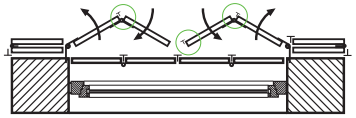
Diagram 4: B -28; H -12

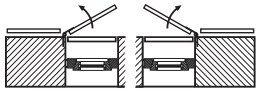
Diagrams 1L and 1R: B -10; H -12

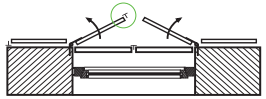
Diagram 2S: B -14; H -12

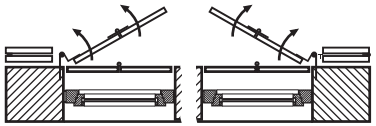
Diagrams 2LA and 2RA: B -11; H -12

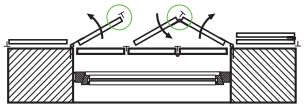
Diagram 3R: B -21; H -12

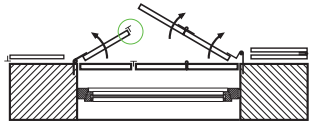
Diagram 3RA: B -15; H -12

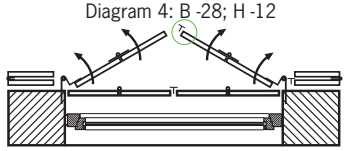
Diagram 4A: B -15; H -12

Dimension of horizontal frieze and Tubtara rivet

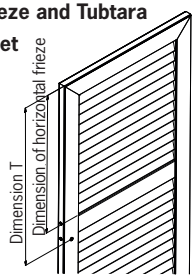

Horizontal frieze: Minimum dimension in slat area: 300 mm

JustierFix clamp dimensions / long band (Mod. G+F)

K1 must be between 115 and 400.
K2: Window height minus K2 must be between 90 and 355 mm.
K dimensions are to be measured from the upper edge of the reveal. No deductions are made here!
Standard X+Y = 60 mm

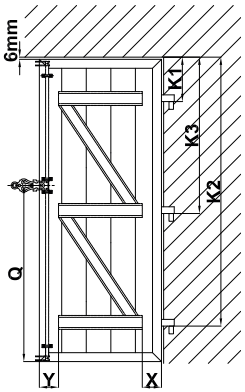

Installation situations

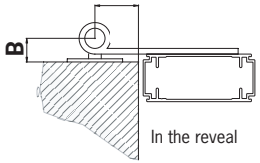

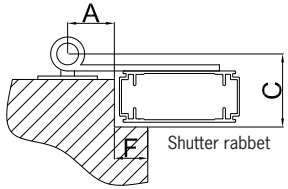

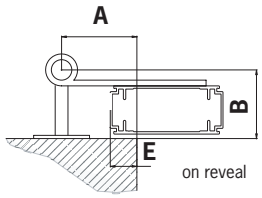

Overhang (E) left, right and above as standard; 6 mm overhang below

Wind latch dimensions

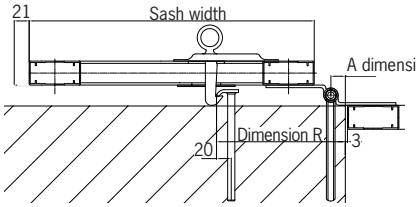

Wind latch pull dimensions

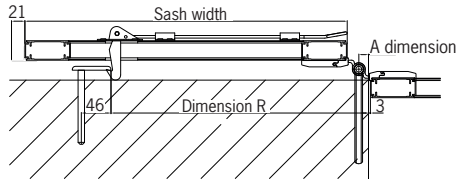

Preinstallation

Shutter middle lock | Snap lock | Rod lock 2F

Standard dimension Q (if nothing is specified):
Window (up to 1800 mm shutter height): centered;
Doors (from 1801 mm shutter height): from below 1050 mm

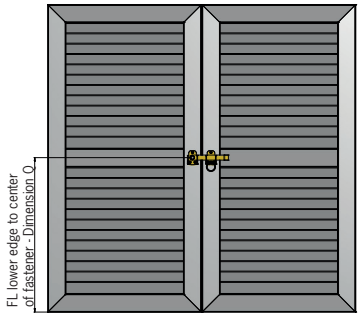

Fig. shutter middle lock

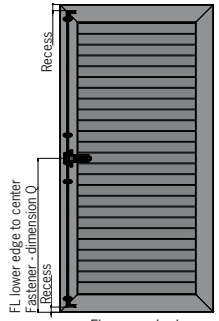

Fig. snap lock

Espagnolette

from below 450 mm
from below 1200 mm

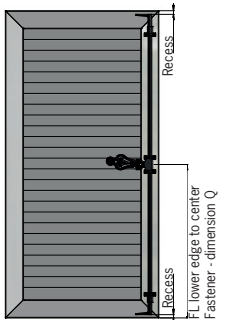

Fig. Espagnolette

Round arch dimensions

calculated

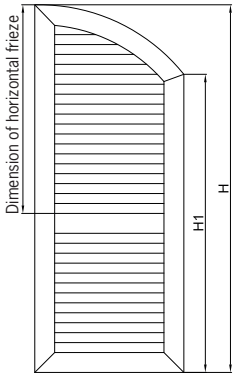

with attachment

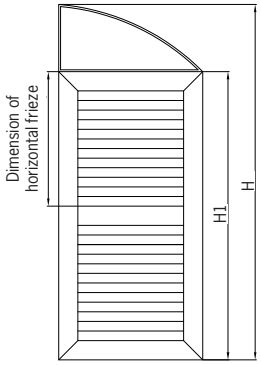

Hinges

Hinge, cranked for Diagram L or R:

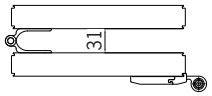

Hinge, straight for Diagrams LA or RA

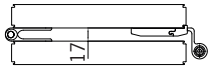

Color variants

fsm . . fine-structure matte
sgl . . semi-gloss
hwf . . highly weather-resistant matte

The thickness of the insulation must be specified for armature supports!

Rabbet strip (Fig. Sys Profile)

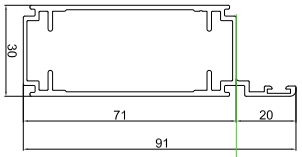

Sash order size with ready-made dimensions

Baffle plates

B G — Baffle plate brush/rubber

T — T-baffle plate

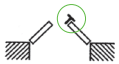
Baffle plate viewed from inside on the right

Baffle plate viewed from inside

Preinstallation retention element - convenience casement holder

Type 1 Type 2 Type 3

Incorrectly or incompletely filled-out order forms lead to inquiries and delivery delays!

GRIESSER

Orderer (stamp & signature) Ordered by:	Commission:	Sash model: Frame ❑ SYS 70x30 ❑ 71x33 smooth	Rabbet strip: ❑ left ❑ right ❑ above ❑ below ❑ seal
	Your Order No.:		
	Deadline:		
	❑ Query ❑ Order / Spec.No.:		Model series F and G (Standard = 60 mm) ❑ Dimension X: ❑ Dimension Y:
	Sash color ❑ fsm ❑ sgl ❑ matte hwf:		
	Armature color ❑ Sash color with ❑ black ❑ white ❑		Date: .....Page: ..... of .....

GRIESSER

Item	No. of window units	Diagram	❑ Window height construction dimension ❑ Finished sash dimension		Dimension Horizontal frieze	Baffle plate B T G		Armatures NEW								Clamp viewed from the inside	JustierFix / Long band			A is always required B / C / E depending on the installation situation				Ø Clamp thick	Bands Number	Shutter rabbet Dimension F		
								Fastener				Retention element		Clamps															
			Width in mm	Height in mm		mounted	loose	Type	Preinstallation	Dimension Q	Dimension T	Type	Length	Type	Length		K1	K2	K3	A	B	C	E			top	bottom	on the side
																LE												
																RI												
																LE												
																RI												
																LE												
																RI												
																LE												
																RI												
																LE												
																RI												
																LE												
																RI												
																LE												
																RI												

	FASTENER	
ESP	Espagnolette, round	
RL2F	Rod lock 2F	
SL	Snap lock	
SML	Shutter middle lock	
PS-AN	Pull stays + Angle pin white	
PS-AD	Pull stays + Adjustment pin white	
SRVBR	Shutter rake + venetian blind rod	

	RETENTION ELEMENT	Length / Size
SHWT	Shutter holder wooden thread	150 | 200 | 250
SHM	Shutter holder M10	100 | 150 | 200 | 250
LHWT	Lady's head wooden thread	150 | 200 | 250
LHM	Lady's head M10	100 | 150 | 200 | 250
SL	Shutter latches M10	110 | 160 | 200 | 240
SH	Shutter holder Marseille	130 | 200 | 280
SHA	Shutter holder, autom.	Size 0 (15-40 mm) | Size 1 (41-65 mm) Size 2 (66-90 mm) | Size 3 (91-115 mm) Size 4 (116-140 mm)
DCH	door casement holder	
CCH	convenience casement holder	Types 1 / 2 / 3

	CLAMPS	Length / Size
SCWT	Screw clamp, wooden thread	85 | 110 | 160
SCM	Screw clamp M10	60 | 85 | 110 | 160
PP	Plate piston	H12 | H23 | H30 | H35 H40 | H45 | H50
UC	Universal clamps	14 | 24 | 35 | 45
PG	Polygon	70 | 100 | 140

BAND

❑ SystemFix
❑ JustierFix
❑ Long band ❑ with / ❑ without preinstallation

Remarks / delivery address:

Orderer (stamp + signature)	Commission:	Armature color ❑ Sash color	GRIESSER
	Deadline:	❑ fsm ❑ sgl ❑ matte hwf:	
Ordered by:		❑ black ❑ white	Date: .....Page: ..... of .....

Order for additional armatures | SUPPLIED LOOSE

Designation	Lacquer yes/no	Dimension / Length	Quantity
Fastener			
Shutter bar ❑ straight 120 | 200 | 400 ❑ cranked 120 | 200		120	
		200	
		400	
Bar stop ❑ White		20x20	
		40x20	
		75x20	
❑ Armature support for exterior insulation		70	
		90	
		110	
❑ Clamp carrier plate		130	
		150	
Universal plug			
Hand grip			
Shutter stop ❑ mounted ❑ SYS			
Screwdriver ❑ SYS ❑ JustierFix			
❑ Door casement holder 28 mm offset ❑ Door casement holder: f. armature support 35 mm offset ❑ black ❑ white ❑ sash color			
Armature support and plug		Gr. 0 96 mm	
		Gr. 1 140 mm	
		Gr. 2 180 mm	
		Gr. 3 215 mm	
		Gr. 4 265 mm	
Ball catch 17 mm offset			
Rubber buffer, self-adhesive			
Offset clamp plate with M10 nut			
Screw-on plate M10 with nut ❑ for detached retention elements ❑ with 3 screw-on holes			
Aluminum blind rivet 4x13 mm			
Paint can 100 ml			

Alternative armatures - NO STANDARD

Designation	Lacquer yes/no	Dimension / Length	Quantity
Fastener			
Sys pull stays, complete with holder component		325	
		500	
Pull stays with hook M6 and Tubtara rivet M6			
Gable end clip, adjustable ❑ M6 or ❑ plate-mounted ❑ with plate eyelet ❑ white			
Espagnolette, flat			
Retention element			
Automatic retention element ❑ black ❑ white			
Wind latch set Dimension R with preinstallation:		45	
		90	
		105	
Wind latch pull set Dimension R with preinstallation:		45	
		90	
Clamps			
Chuck piston		85	
		120	
Band			
Universal band ❑ with band holder			
Angle band			
Cross-band			
SYS hinges			

Alternative armatures - NO STANDARD

Designation	Lacquer yes/no	Dimension / Length	Quantity
Swinging shutters motor Yslo Flex RTS Diagram 1L/1R, 2/2S Housing available in RAL ❑8014 or ❑9016			

Ordering individual articles

Article number + Designation	Lacquer yes/no	Dimension / Length	Quantity

Remarks: