

**External venetian blinds from Griesser.  
Solomatic® II**












## Solomatic® II

Solomatic® II is available in two versions: as Solomatic® II 80 and as Solomatic® II 70 for narrow installation conditions. The Solomatic® II Reflect system offers two different slat positions in one. The lower blinds zone protects against unwanted glare when working with a monitor. The upper zone directs the light into the interior of the room and ensures a pleasant sense of space.



Self-supporting



Perforated slats  
(option)




Adjusting cords




Two different slat  
widths



## Product-Highlights Solomatic® II



Solomatic® II Reflect (Option)




Operating position  
(option)



---

## PRODUCT ADVANTAGES IN DETAIL

---



### Two slat widths

Solomatic® II 80 meets the current installation standard for new buildings.

Solomatic® II 70 is oriented towards the narrow installation situations encountered in renovations and retrofitting.



### Perforated slats (option)

Perforated slats can be used to provide a better visual link to the outside even when the blinds are closed. This is not recommended for residential applications due to the transparency.



### Operating position (option)

The shade produced when lowering the blinds is often annoying – particularly in the work place. The slat operating position of around 48 degrees prevents the room from getting dark when the blind is lowered.



### Solomatic® II Reflect (option)

The Solomatic® II Reflect system offers two different slat positions in one. The lower blind zone protects against unwanted glare on computer screens. The upper zone diverts light into the interior of the room and thereby ensures comfort and ambiance.



### Self-supporting

The self-supporting blind design protects the insulation in the header and reduces service costs. The system needs no fastening for the housing for widths of up to 2500 mm – the insulation remains intact and noise transmission is reduced.



### Adjusting cords

Yellow Kevlar fibers ensure low stretch and shrinkage levels – the slat end remains in optimum condition for years.



### Installation system


We offer you the Solomatic® II in two different installation versions. One for the header situation and one for the version with a screen.



### Installation system with Box

Box made from extruded aluminum, transparently anodized or baked enamel finish, square or round.

## Our color scheme





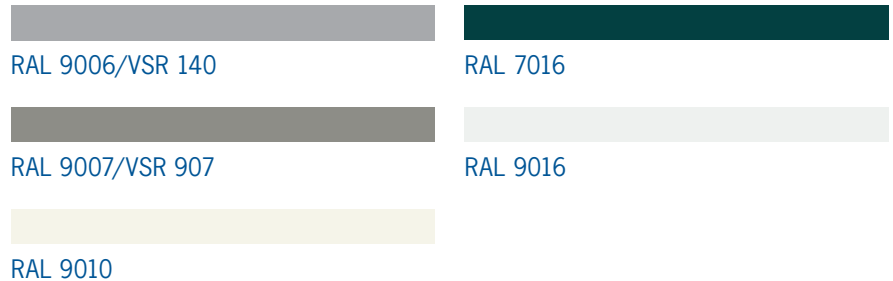
---

## OUR COLORS

---

### STANDARD COLORS

We have created a selection of the most popular colors for you. This has resulted in our five standard colors RAL 7016, RAL 9007/VSR 907, RAL 9006/VSR140, RAL 9010 and RAL 9016.



---

### PREMIUM COLORS

---

#### Collection GriColors

The colors of our solar shading systems should reflect your wishes, lend distinction to the character of the architecture and create a personal atmosphere. These wishes are a daily challenge to our developers, planners and lacquerers. The variety available for the color selection recognizes practically no limits, given that we have selected 100 color tones – the GriColors – in addition to the standard colors and divided them into four groups for which nature provided the models. Glass & Stone, Sun & Fire, Water & Moss and Earth & Wood set unique color accents.



**Surface structure**  
Semi-gloss

#### Collection GriRal Colors

Our GriRal color collection has an assortment of 50 different RAL shades of color. From sand yellow to standard white, we offer a complete selection of hues for every color family. We're convinced that with our color palette, you will find exactly the right shade of color for your needs.



**Surface structure**  
Semi-gloss

#### BiColor

External venetian blinds get a new color accent: When bright color is dominant outside, a neutral light can optimize the shading function inside. Create your own preferred color combination using our two color collections, GriColors and GriRal (excluding standard colors).

The exterior color shows as a border along the edge of the interior view. Our color recommendations for interior colors: white (VSR 901), light gray (VSR 904) or medium gray (VSR 130).



---

### SPECIAL COLORS

Color means individuality - there are practically no limits to our Special Colors. No wish goes unanswered with additional innumerable and facade-ready color tones.







Our comfort



---

## CONTROLS

Solomatic® II can be operated through a variety of control systems, from a simple hand-held transmitter to a master control or a building management system, depending on the time, position of the sun and the weather.

---

### Thermal comfort

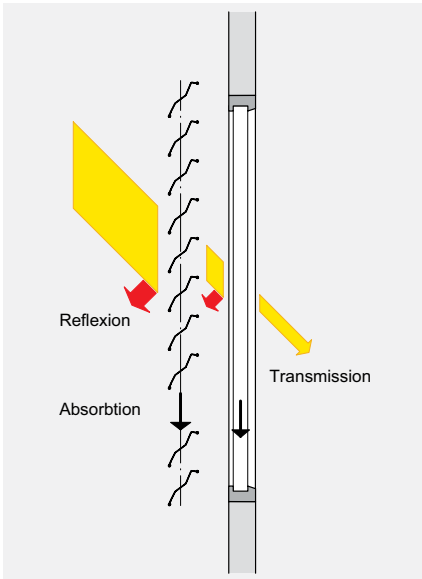
The ambient conditions change over the course of the day and during the seasons. With a blinds control device from Griesser, you can adjust your solar shading to match your personal requirements in accordance with changing exterior circumstances. And making these adjustments is so simple that you will still have time to take care of the important things in your life.

An optimal daylight concept makes artificial air conditioning superfluous in the summer. You save energy costs and may well also avoid one or another unwanted summer cold. In the winter, on the other hand, a solar shading system can protect you against cold and allow the scarce rays of the sun into the room, thus saving once again on energy costs, not to mention facial tissues.

---

### Visual comfort

Having a sense of well-being also means being able to decide for oneself, particularly within one's own four walls, just how much one wants to reveal to the outside world. With Solomatic® II, you are sheltered from uninvited glances from the outside world.



BiLine hand-held transmitter



Centrero server for iPad and iPhone operation

---

### BiLine - REMOTE CONTROL

The control system Griesser BiLine provides contemporary design and high functional security through routing technology. Wireless systems have the advantage of being installed quickly, not only in new buildings but also when refitting an automated system in existing buildings.



---

### KNX HOME AND BUILDING AUTOMATION

The Griesser KNX solar shading controller is an integrated master control with extensive functionalities for any building of any size. With proven functions such as solar tracking and horizon limitation, it meets the highest expectations for solar shading control.



KNX controls per iPad







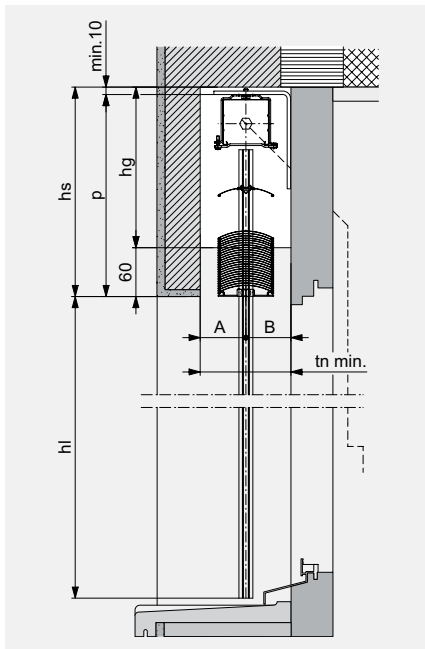




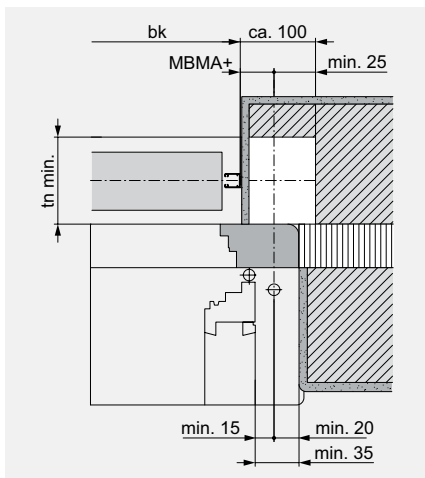


# Technology in detail

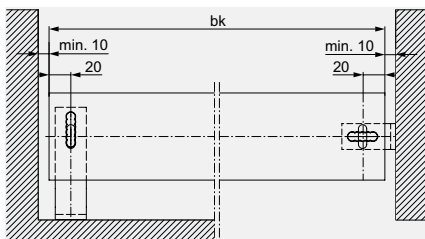
## Vertical section: Example of header



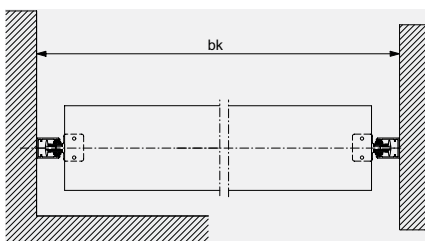
## Horizontal sections



## For crank drive



## For guide cables



## For guide rails

## Horizontal section for crank drive

With recess (white) for gearbox (not necessary for motor drive). MBMA+ = Dimension from rear edge of guide rails to centre of drive. With gearbox in slat area: hs +20 mm. A dimensional tolerance of  $\pm 5$  mm is observed for the header height.

## Depth of niche

| Type             | tn           | A     | B     |
|------------------|--------------|-------|-------|
| Solomatic® II 70 | min. 100* mm | 50 mm | 50 mm |
| Solomatic® II 80 | min. 120* mm | 60 mm | 60 mm |

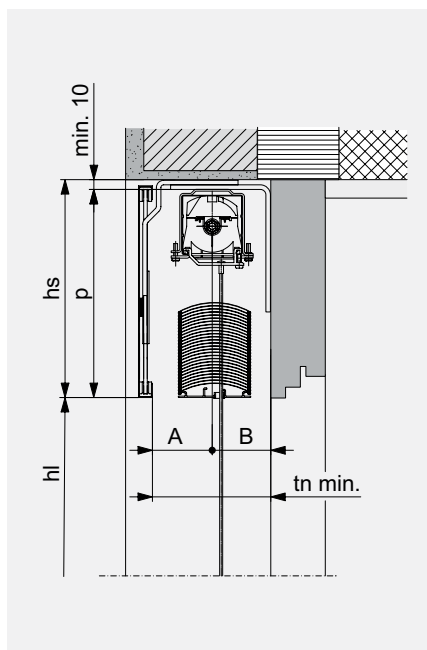
\* + possible addition for protruding weatherboard or doorknobs.

## KEY

bk = Width of construction  
 hl = Opening height  
 gh = Total height  
 p = Height of package  
 hs = Header height (p + min. 10)  
 hg = Height of gearbox recess (hs -60)  
 tn = Depth of niche  
 All dimensions in mm.



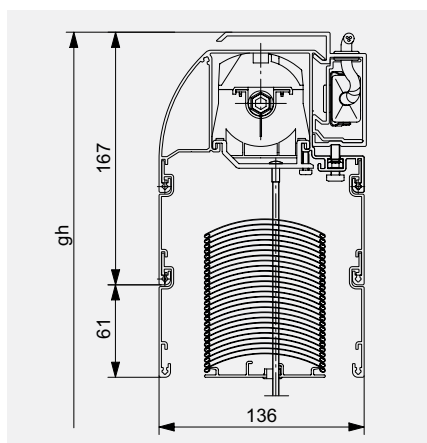
## Vertical section: Example of cover



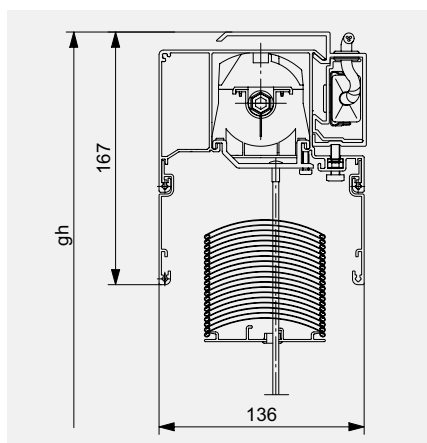
## INSTALLATION SYSTEM WITH COVER



## Vertical section: Example of box



Box with slat package covered (standard)



Box with slat package visible

## INSTALLATION SYSTEM WITH BOX



### Solomatic® II Box

Box made from extruded aluminium, transparently anodized or baked enamel finish, square or round.

### Version slat package covered (Standard)\*

Box with extensions of 61 mm depending on height of package.

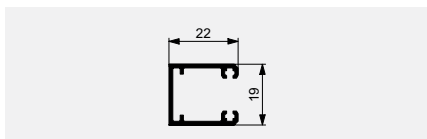
### Version slat package visible\*

For all those who prefer to show technology.

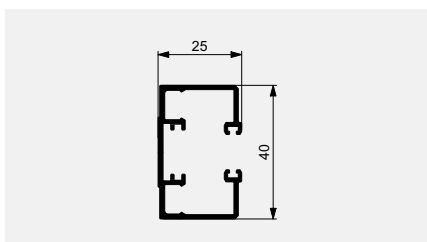
\* For both Box versions:  $hs + 7 \text{ mm}$

## GUIDE RAILS

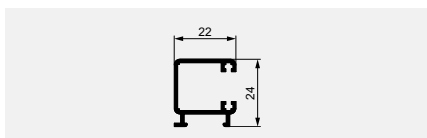
### Type E



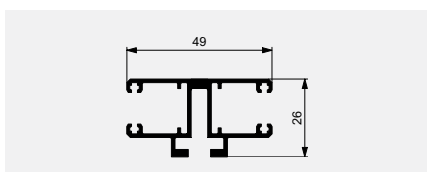
### Type F (self-supporting blind system)



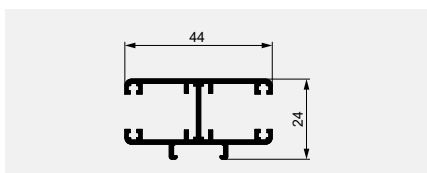
### Type C



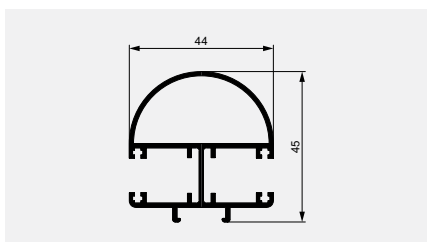
### Type D



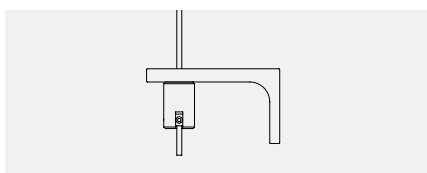
### Type T



### Type R



## GUIDE CABLE



## LIMIT DIMENSIONS

### bk Width of construction (rear edge of guide rails)

#### Minimum

|             |     |
|-------------|-----|
| crank drive | 500 |
| motor drive | 600 |

#### Maximum

4500

Buildings and high-rise structures which are exposed to high wind should decrease this maximum value as required (see operating instructions).

### hl Opening height

#### Minimum

|                  |     |
|------------------|-----|
| Solomatic® II 70 | 440 |
| Solomatic® II 80 | 440 |

#### Maximum

4500

### bk × hl Maximum surface area

#### Single blind

|                  |                   |
|------------------|-------------------|
| with Crank drive | 11 m <sup>2</sup> |
| with Motor drive | 15 m <sup>2</sup> |

#### Connected systems (Max. system width 10 m)

|                                  |                   |
|----------------------------------|-------------------|
| with crank drive (max. 4 blinds) | 11 m <sup>2</sup> |
|----------------------------------|-------------------|

A max. of 2 blinds may be connected on each side of the gearbox.

|                                  |                   |
|----------------------------------|-------------------|
| with motor drive (max. 4 blinds) | 24 m <sup>2</sup> |
|----------------------------------|-------------------|

For 3 or 4 blinds, the motor should be positioned in the center.

### Header dimensions

#### Opening height (hl)

400–1000

1001–1250

1251–1500

1501–1750

1751–2000

2001–2250

2251–2500

2501–3000

3001–3500

3501–4000

4001–4500

Solomatic® II Reflect system +5 mm.

Solomatic® II Box system +7 mm.

Header dimensions are approximate values which may exhibit negative or positive deviations depending on the technical circumstances.

#### Header height (hs)

##### Solomatic® II 80

185

195

205

220

230

240

255

280

300

325

350

##### Solomatic® II 70

180

200

210

225

240

255

270

295

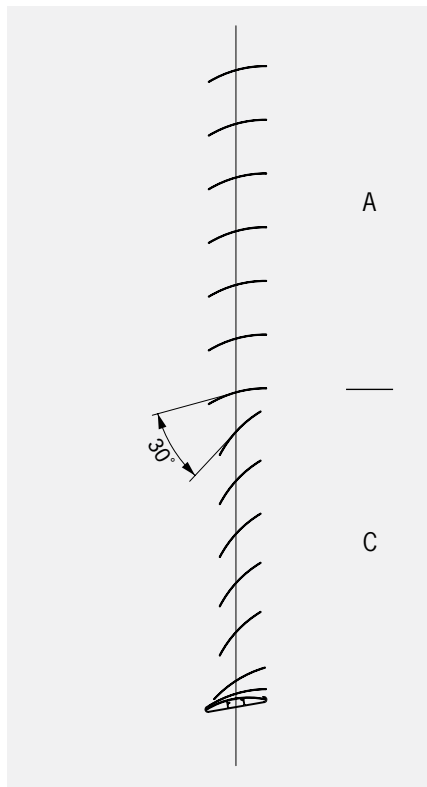
325

355

385



## SOLOMATIC® II REFLECT WITH TWO ZONES



## SOLOMATIC® II REFLECT (OPTION)

In a modern, computerized work place, protection from glare and heat are of the utmost importance. But losing natural light and the ability to see outside are sacrifices most offices cannot make. Solomatic® II Reflect implements a two zone system with perforated slats and the correctly angled slats in the upper zones.

Natural light is put to good use, visibility is preserved, and glare is prevented, all with one product.

### Glare protection

Closed slats in the lower zone provide glare protection. The difference in brightness in the field of vision is thereby reduced to the recommended value (field of vision/screen max. 3/1).

### Use of daylight

The upper zone with open slats allows daylight to be used. The diagram shows the recommended arrangement for a window with parapets. Clarification is required for the glare protection zone in windows between floors, as is illustrated in the example below.


### Example of window with parapet

|   |      |
|---|------|
| Window with hl                                | 2100 |
| Parapet                                       | 800  |
| Zone C (1/3)                                  | 700  |
| Height of glare protection (Parapet + zone C) | 1500 |

### Example of window between floors


|  |      |
|--|------|
| Window with hl                           | 2700 |
| No parapet                               | —    |
| Zone C (1/3)                             | 900  |
| Height of glare protection (Only zone C) | 900  |

The height of glare protection for the window between floors is clearly too low. Clarification is required for the optimum glare protection zone.



Optimum use of daylight at a modern computerized work place with Solomatic® II Reflect, divided into two zones.





**Your partner:**

Griesser solar shading - Quality since 1882.  
[www.griessergroup.com](http://www.griessergroup.com)

