

**External venetian blinds from Griesser.
Grinotex® III**





Grinotex® III

A variety of possibilities exist for saving energy. One of these is called Grinotex® III. Thanks to sealing lips, the external venetian blinds can be closed snugly. This exceptionally long-lasting external venetian blinds system is extremely weatherproof. Thanks to the safety locking device that functions in any position, Grinotex® III is not infrequently used where anti-intrusion protection is required. The integrated safety sensing edge prevents the external venetian blind from being damaged when it encounters obstacles.



Grinotex® III is available as a MINERGIE® module in an automated version.




Self-supporting



Built-in system



Front mounted system



Safety locking device

Product-Highlights Grinotex® III



Safety sensing edge



Integrated lifting mechanism



Operating position (option)

PRODUCT ADVANTAGES IN DETAIL



Slats

The robust Grinotex® III slat resists bending and twisting using rolled edge reinforcement and a plastic sealing lip that offers not only quieter operation, but provides an extra level of light control. Each 93 mm slat comes standard with a polyamide guide pin for smooth operation and greater system stability.

End rail made from extruded aluminum, transparently anodized transparently anodized or baked enamel finish.



Safety locking device

The burglary-resistant safety locking device functions in every position with the Grinotex® III.



Safety sensing edge

The integrated safety sensing edge causes the blind to stop at once whenever the slats come into contact with an object.



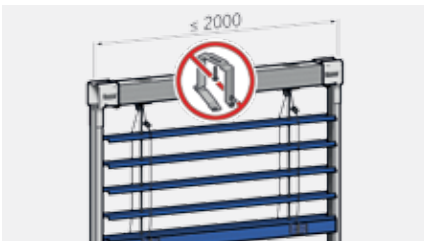
Operating position (option)

When a blind is lowered, there is often a disruptive effect, especially on a work space. The operating position of approximately 48 degrees prevents these dark phases when the blind is lowered.



Integrated lifting mechanism

The Grinotex® III is an external venetian blind with metal joints in full-metal quality. The slats are designed for placement on both sides in guide rails with integrated lifting mechanism. Stainless steel wire rope with UV-stable plastic casing connects the individual slats.



The self-supporting


The self-supporting blind design preserves the insulation in the header and reduces service costs. The insulation remains intact and noise transfer is reduced. The stable guide rails 45 x 27 made from extruded aluminum feature service openings. Integrated guide rails are available on request.



Installation system

We offer you the Grinotex® III in two different installation versions. One for the header situation and one for the version with a screen.

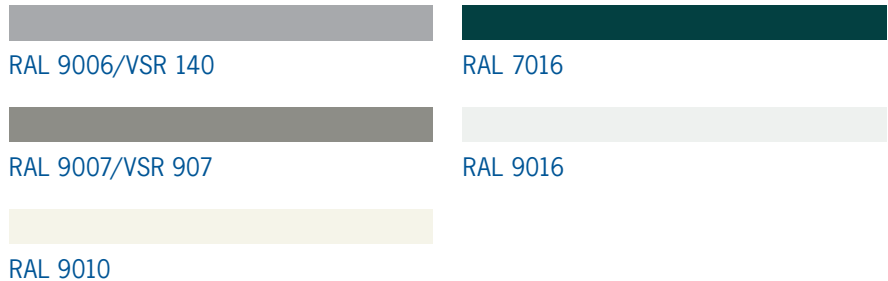
Our color scheme



OUR COLORS

STANDARD COLORS

We have created a selection of the most popular colors for you. This has resulted in our five standard colors RAL 7016, RAL 9007/VSR 907, RAL 9006/VSR140, RAL 9010 and RAL 9016.



PREMIUM COLORS

Collection GriColors

The colors of our solar shading systems should reflect your wishes, lend distinction to the character of the architecture and create a personal atmosphere. These wishes are a daily challenge to our developers, planners and lacquerers. The variety available for the color selection recognizes practically no limits, given that we have selected 100 color tones – the GriColors – in addition to the standard colors and divided them into four groups for which nature provided the models. Glass & Stone, Sun & Fire, Water & Moss and Earth & Wood set unique color accents.



Surface structure
Semi-gloss

Collection GriRal Colors

Our GriRal color collection has an assortment of 50 different RAL shades of color. From sand yellow to standard white, we offer a complete selection of hues for every color family. We're convinced that with our color palette, you will find exactly the right shade of color for your needs.



Surface structure
Semi-gloss

BiColor

External venetian blinds get a new color accent: When bright color is dominant outside, a neutral light can optimize the shading function inside. Create your own preferred color combination using our two color collections, GriColors and GriRal (excluding standard colors). The exterior color shows as a border along the edge of the interior view. Our color recommendations for interior colors: white (VSR 901), light gray (VSR 904) or medium gray (VSR 130).



SPECIAL COLORS

Color means individuality - there are practically no limits to our Special Colors. No wish goes unanswered with additional innumerable and facade-ready color tones.



Our comfort



CONTROLS

Grinotex® III can be operated through a variety of control systems, from a simple hand-held transmitter to a master control or a building management system, depending on the time, position of the sun and the weather.

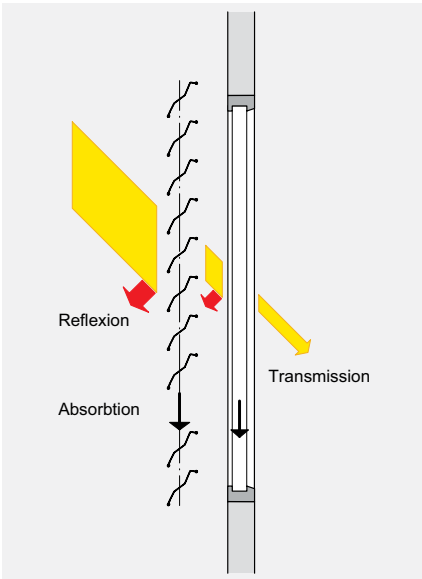
Thermal comfort

The ambient conditions change over the course of the day and during the seasons. With a blinds control device from Griesser, you can adjust your solar shading to match your personal requirements in accordance with changing exterior circumstances. And making these adjustments is so simple that you will still have time to take care of the important things in your life.

An optimal daylight concept makes artificial air conditioning superfluous in the summer. You save energy costs and may well also avoid one or another unwanted summer cold. In the winter, on the other hand, a solar shading system can protect you against cold and allow the scarce rays of the sun into the room, thus saving once again on energy costs, not to mention facial tissues.

Visual comfort

Having a sense of well-being also means being able to decide for oneself, particularly within one's own four walls, just how much one wants to reveal to the outside world. With Grinotex® III, you are sheltered from uninvited glances from the outside world.



BiLine hand-held transmitter



Centrero server for iPad and iPhone operation

BILINE - REMOTE CONTROL

The control system Griesser BiLine provides contemporary design and high functional security through routing technology. Wireless systems have the advantage of being installed quickly, not only in new buildings but also when refitting an automated system in existing buildings.



KNX HOME AND BUILDING AUTOMATION

The Griesser KNX solar shading controller is an integrated master control with extensive functionalities for any building of any size. With proven functions such as solar tracking and horizon limitation, it meets the highest expectations for solar shading control.

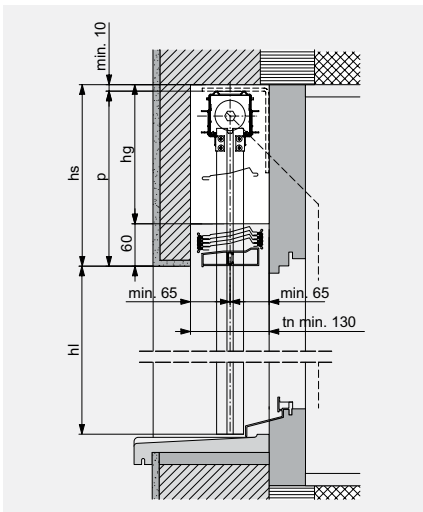


KNX controls per iPad



Technology in detail

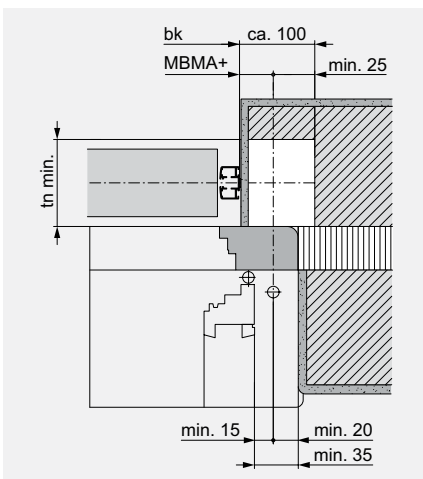
Vertical section: example of header



BUILT-IN SYSTEM



Top section: for crank drive



Top section for crank drive

With recess (white) for gearbox (not necessary for motor drive).

MBMA+ = Dimension from rear edge of guide rails to center of drive. With gearbox in slat area: $hs + 20$ mm. A dimensional tolerance of ± 5 mm is observed for the header height.

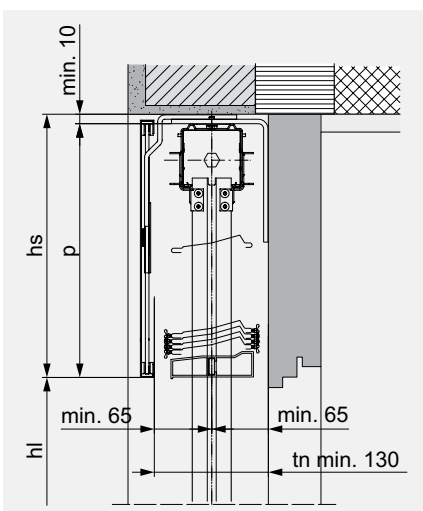
Depth of niche

	tn
Grinotex® III	min. 130*

* + possible addition for protruding weatherboard or doorknobs.

If crank drive is in slat area: maximum surface area and crank position available on request.

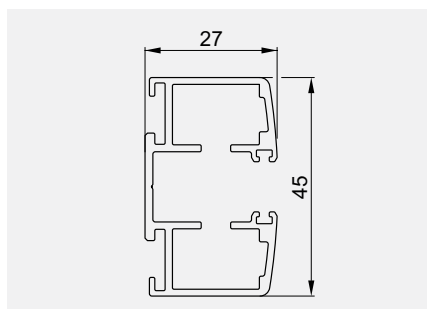
Front mounted system



FRONT MOUNTED SYSTEM



Lateral guide rails



LIMIT DIMENSIONS

bk Width of construction (rear edge of guide rails)

Minimum	
crank drive	600
gearbox in slat area	800
motor drive	760
operating position	825
Maximum	4000

Buildings and high-rise structures which are exposed to high wind should decrease this maximum value as required (see operating instructions).

hl Opening height

Minimum	380
Maximum	4250

bk × hl Maximum surface area

Single blind	
with crank drive	8 m ²
with motor drive	8 m ²
Connected systems (Max. opening height hl 2.3 m; Max. system width 10 m)	
with crank drive	
2 blinds	8 m ²
3 blinds (max.)	6.5 m ²
In the case of 3 connected blinds, the drive should be positioned between two blinds.	
With motor drive	
2 blinds	16 m ²
3–4 blinds (max.)	24 m ²

For 3 or 4 blinds, the motor should be positioned in the center.

Header dimensions (hs)

hl	bk ≤	2001–	2251–	2501–	2751–	3001–	3251–	3501–	3751–
	2000	2250	2500	2750	3000	3250	3500	3750	4000
≤ 1250	230	230	230	245	245	245	255	255	255
1251–1500	245	245	245	260	260	260	275	275	275
1501–1750	265	265	280	280	280	290	290	290	290
1751–2000	280	280	295	295	295	310	310	310	310
2001–2250	300	300	315	315	315	325	325	325	325
2251–2500	315	315	330	330	345	345	345	345	
2501–2750	335	335	350	350	360	360			
2751–3000	350	365	365	365	380				
3001–3250	370	385	385	385					
3251–3500	390	405	405						
3501–3750	410	425	425						
3751–4000	425	440							
4001–4250	445	460							
End rail	23 mm	38 mm					50 mm		

KEY

bk = Width of construction

hl = Opening height

p = Height of package

hs = Header height (p + min. 10)

hg = Height of gearbox recess (hs -60)

tn = Depth of niche

All dimensions in mm.

Header dimensions are approximate values which may exhibit negative or positive deviations depending on the technical circumstances.



Your partner:

Griesser solar shading - Quality since 1882.
www.griessergroup.com

